

# Osmani Primary School



## Reach For The Stars

Year 1 and 2 Summer Homework  
Due in: Friday 9<sup>th</sup> September 2022

## Art and Design



**Visit the Whitechapel Gallery**

**It's on your doorstep.**

**Open: Tues – Sun 11-6**

**Why not do some drawing this summer?**

- **Draw something that scares you!**
- **Draw something you eat today!**
- **Draw something big on a tiny piece of paper!**
- **Draw your reflection in the back of a spoon!**
- **Empty your pockets or bag and draw everything inside!**
- **Draw your favourite song.**
- **Draw yourself 30 years from now.**

Please check the website for updates and book tickets for visits.

**Developing Fine Motor Skills will help your child to develop their handwriting.**

**The building of fine motor skills in children will enable them to**



**perform a variety of important functional tasks. These include:**

- tying shoes
- zipping and unzipping
- buckling and unbuckling
- writing legibly and without significant muscle fatigue
- playing games that require precise hand and finger control
- drawing, painting, and coloring
- manipulating buttons and snaps
- putting small objects together
- doing puzzles
- making crafts

- ✂ using scissors
- ✂ manipulating small objects such as coins
- ✂ opening and closing objects
- ✂ picking up and holding onto small objects
- ✂ developing and maintaining an effective and proper pencil grip
- ✂ pinching objects between fingers
- ✂ using locks and keys
- ✂ being able to isolate finger movements (i.e., using one finger at a time, such as in playing the piano or typing)
- ✂ turning things over or turning pages of a book
- ✂ holding and using utensils properly and effectively
- ✂ screwing and unscrewing
- ✂ doing ANYTHING that requires small precise hand and finger movements

Maths fun!

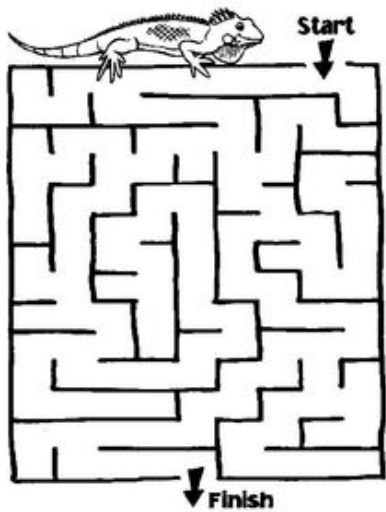


My Times Tables


2 times table	5 times table	10 times table
0 x 2 = 0	0 x 5 = 0	0 x 10 = 0
1 x 2 = 2	1 x 5 = 5	1 x 10 = 10
2 x 2 = 4	2 x 5 = 10	2 x 10 = 20
3 x 2 = 6	3 x 5 = 15	3 x 10 = 30
4 x 2 = 8	4 x 5 = 20	4 x 10 = 40
5 x 2 = 10	5 x 5 = 25	5 x 10 = 50
6 x 2 = 12	6 x 5 = 30	6 x 10 = 60
7 x 2 = 14	7 x 5 = 35	7 x 10 = 70
8 x 2 = 16	8 x 5 = 40	8 x 10 = 80
9 x 2 = 18	9 x 5 = 45	9 x 10 = 90
10 x 2 = 20	10 x 5 = 50	10 x 10 = 100
11 x 2 = 22	11 x 5 = 55	11 x 10 = 110
12 x 2 = 24	12 x 5 = 60	12 x 10 = 120

www.computationalmaths.co.uk

Help Lizzy through the maze!



4. How many different triangles can you count in this picture?



In year 2 your child will learn about the Fire of London.

Why not visit the Monument in Central London.



You can also find out more at <http://www.themonument.info>

Can you find out who Samuel Pepys was?

Keep a diary of all the things you do on your holiday. You should include the things you saw, heard, tasted and smelt. Draw pictures to illustrate your diary.

## Don't Forget!

A healthy mind requires a healthy body. Visit one of the many beautiful parks in Tower Hamlets.



Take your child swimming or learn to ride a bike or scooter.



You can also stay fit while at home. Click on any of the links below to join in the fitness fun!

<https://www.thisgirlcan.co.uk/activities/disney-workouts/>

<https://www.bbc.co.uk/programmes/p06tmmvz>

<https://www.gonoodle.com/good-energy-at-home-kids-games-and-videos/good-energy-at-home-more-2/>

Children who learn to cook are more likely to eat healthily. Eat colourful fruits and vegetables to make sure you are having a healthy diet.



Most importantly, keep washing your hands to make sure you stay healthy and safe.





Year 1 to Year 2



Year 1 (Going into Year 2)

Literacy learning in the summer



Are you looking forward to the summer holidays? We are too! It's a wonderful time to have lots of fun and learn in different ways. Here are some tips and ideas for how to keep your learning going over the summer while you're away from school.

**1. Go to the Ideas Store:**

There are lots of activities going on at the Idea Store for you to get involved in. Find out more at: [www.ideastore.co.uk/whats-on](http://www.ideastore.co.uk/whats-on)

**2. Summer Reading Challenge**

Help your child develop a love of reading is one of the most important things you can help them do. Why not join the summer reading challenge being run by the Idea Store in Whitechapel?

**3. Book Review**

Why not write a book review of the books you read during the holiday. Remember to include:

The author and illustrator.

Is the book fiction or non-fiction?

What is the book about?

Who would enjoy this book?

Did you enjoy the book? Tell me why or why not?

Draw a picture of the front cover.



Phonics is one of the first steps in learning to read. It helps your child decode words by making sense of the sounds. It will really help your child if they continue to practice the phonics they have already learnt.

### **Phonics websites**

**[www.firstschoolyears.com](http://www.firstschoolyears.com)**

A good selection of resources including worksheets and some interactive games.

**<http://www.primaryresources.co.uk/english/english.htm>**

Under word level section of literacy, a good selection of worksheets and PowerPoints. Covers-  
- Early phonics and alphabet work.

**<https://www.youtube.com/watch?v=saF3-f0XWAY>**

A range of phonics songs to sing along with, to help you remember your sounds.

**<https://www.phonicsbloom.com/>**

A very good selection of online games focussing on helping teach children the relationship between letters and sounds.

**[www.ictgames.com/literacy.html](http://www.ictgames.com/literacy.html)**

A great selection of games that link well with games in Letters and Sounds.

**<https://www.phonicsplay.co.uk/Phase1Menu.htm>**

A range of interactive phonics games.

**<https://home.oxfordowl.co.uk/>**

Oxford Owl is packed with expert advice, top tips and activities to support children's phonics learning.

## **Hands-on Humanities**

London is full of some of the best museums in the world – they can take us to far-flung places, transport us back through history and expose us to mind-blowing ideas. Many are FREE to visit and some have excellent workshops for children!

Challenge: can you visit a **different museum each week**?

Some museum suggestions and their nearest tube stations:

- Tower of London- Tower Hill (ONLY £1 for Tower Hamlets residents but you must take proof of name and address AND your Idea Store card OR Tower Hamlets Leisure Services card)
- Museum of London - Moorgate
- Victoria & Albert Museum – South Kensington
- Museum of Childhood – Bethnal Green
- Geffrye Museum – Hoxton
- Museum of London Docklands – West India Quay (DLR)
- British Museum – Russell Square
- National Maritime Museum – Greenwich (Main line) or Cutty Sark DLR

## **Local walks**

Be a London Explorer! Try getting out and about by going for walks in your local area – you'll be amazed what you could discover! While you're out, see if you can complete these challenges:

- Sketch some of your favourite buildings
- make a list of what there is to do in the park for local people
- How many different fruits can you find in the market? Where are they from in the world?
- Can you find any buildings with blue plaques (circle tiles) on the walls? What do they say? Normally they are about famous people...
- Walk down a main street and make a list of all the different types of shops

Safety reminder: always ask people at home before going on a local walk, remember to cross roads safely and don't talk to strangers.

## **Year group challenge: Year 2**

In Year you will be learning about the Great Fire of London. If you had to leave your house quickly, what would you save? Draw a picture of the things that are most important to you in your home.

## Year 2



### Science in the Summer

Why is the sky blue? How do butterflies fly? Why do we have teeth?? These are tough questions but all you need to answer them is natural curiosity and a love of Science.

Here are some tips to help guide you in sparking your interest in science:

- Visit the Science and Natural History Museum to see all the lovely galleries and exhibitions. I especially like the WonderLab (in the Science museum) as it's got some fantastic, fun activities. It's open Wednesday - Sunday, from 10am - 6pm. But please note that you will have to buy a day pass for this interactive gallery. Also please note that entry to the Science Museum is **free but pre-booking is required. So you must book a free Museum Admission ticket in order to enter the museum.** <http://www.sciencemuseum.org.uk/>

- Entry to the Natural History museum is also free but you **must pre book your free ticket** in advance.. Please ensure that you check the websites for up to date information. <https://www.nhm.ac.uk/>



- Why not visit the idea store and read up on your favourite science topics such as: Dinosaurs, Space, The World's fastest Animals and different types of vehicles! You can also find some amazing books on investigations, but please remember to be **careful** and always get an adult **to help and supervise you**, for any tricky bits.

Have you played the exciting, fun science games on the BBC Bitesize science website? <http://www.bbc.co.uk/bitesize/ks1/science/> and Catch the Science Bug - <http://www.sciencebug.org/>. They have lots of fun games, quizzes and activities for you to try out.

### Science challenge

Look around your home and find objects that can make a Sound. Design a musical instrument. Make a list of the materials you'll need.

Top tip - try and use different materials and objects. Investigate







and why sounds are made.






### Activity ideas:

Match the religious symbols to the correct religion:

Christianity	Islam		
Judaism	Buddhism		
Hinduism	Sikhism		



This image shows a full page of white paper with horizontal blue or grey ruling lines. The lines are evenly spaced and run across the width of the page, typical of notebook paper. There are no margins, text, or other markings on the page.Date

Year 1 to Year 2



[illegible]