

Osmani Primary School Tel: 020 7247 8909
Vallance Road Fax: 020 7247 9906
London Email: admin@osmani.towerhamlets.sch.uk
E1 5AD

www.osmaniprimaryschool.org.uk



Reach For The Stars

Summer Homework Year 2 to Year 3
Due in Friday 9th September 2022

Art and Design



Visit your local farm

check for updated opening times

Why not do some drawing this summer?



- Draw your favourite animals
- Have a go at creating your own collage with materials you have at home.

Year 2 to Year 3

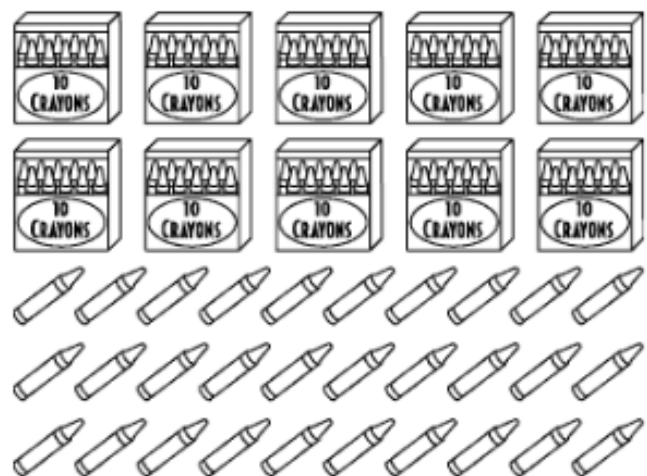
Year 3 Maths Fun!

Spot the difference



<https://www.timestables.co.uk/> Le

			3
4			
			1
3			



Margie is counting crayons. Each box has 10 crayons.

- There are 3 boxes of red crayons and 15 more red crayons not in boxes.
- There is 1 more box of blue crayons than red crayons. There are 12 blue crayons not in boxes.
- There is 1 less box of green crayons than red crayons. There are no green crayons left over.
- The rest of the crayons are yellow.

How many crayons of each color are there?

Hands-on Humanities

London is full of some of the best museums in the world – they can take us to far-flung places, transport us back through history and expose us to mind-blowing ideas. Many are FREE to visit and some have excellent workshops for children!

Challenge: can you visit a **different museum each week**?

Some museum suggestions and their nearest tube stations:

- Tower of London- Tower Hill (ONLY £1 for Tower Hamlets residents but you must take proof of name and address AND your Idea Store card OR Tower Hamlets Leisure Services card)
- Museum of London - Moorgate
- Victoria & Albert Museum – South Kensington
- Museum of Childhood – Bethnal Green
- Geffrye Museum – Hoxton
- Museum of London Docklands – West India Quay (DLR)
- British Museum – Russell Square
- National Maritime Museum – Greenwich (Main line) or Cutty Sark (DLR)



Local walks

Be a London Explorer! Try getting out and about by going for walks in your local area – you'll be amazed what you could discover! While you're out, see if you can complete these challenges:

- Sketch some of your favourite buildings
- make a list of what there is to do in the park for local people
- How many different fruits can you find in the market? Where are they from in the world?
- Can you find any buildings with blue plaques (circle tiles) on the walls? What do they say? Normally they are about famous people...
- walk down a main street and make a list of all the different types of shops

Safety reminder: always ask people at home before going on a local walk, remember to cross roads safely and don't talk to strangers.

Year group challenge: Year 3

Think of your local park. What do you like about it? What would you change? If you could design a park, what would you put in? Try drawing a map of your ideal local park, but remember it should be open to everyone to enjoy!

Year 3



Science in the Summer

Why does it rain? How do animals find food? Where do sharks sleep at night? These are tough questions but all you need to answer them is natural

curiosity and a love of science!

Here are some tips to help guide you in sparking your interest in science:

- Visit the Science and Natural History Museum to see all the lovely galleries and exhibitions. I especially like the WonderLab (in the Science museum) as it's got some fantastic, fun activities for you to investigate. It's open Wednesday - Sunday, from 10am - 6pm. But please note that you will have to buy a day pass for this interactive gallery. Also please note that entry to the Science Museum is **free but pre-booking is required. So you must book a free Museum Admission ticket in order to enter the museum.**
<http://www.sciencemuseum.org.uk/>
- Entry to the Natural History museum is also free but you **must pre book your free ticket** in advance.<https://www.nhm.ac.uk/>
- Please ensure that you check the websites for up to date information before visiting.
- Why not visit the Idea store and read up on your favourite science topics such as: Space, Habitats, Dinosaurs, Volcanoes, Amazing vehicles or any other subject that interests you. You can also find some amazing books on investigations, but please remember to be **careful** and always get an adult to **help and supervise you**, for any tricky bits.
- Have you played the fabulous science games and activities on: BBC Bitesize Science? <https://www.bbc.co.uk/bitesize/subjects/z2pfb9q>

and Catch the science bug website? <https://www.sciencebug.org/index.html>

Science challenge

- Design and make your own Planet or Volcano.
- Name the eight Planets in our Solar System.
- Research some amazing facts about Volcanoes and Our Solar System.



Year



Activity ideas:

Five Pillars of Islam

Choose which of the Five Pillars these sentences are describing.

Choose from the following choices:

- This happens five times a day and requires that you kneel facing Mecca
- Muslims will take this trip to the holy city of Mecca.

- "There is no god but Allah, Muhammad is the messenger of Allah."

- You must do this daily at sunrise, noontime, afternoon, sunset, and evening.

- This occurs every year during the holy month of Ramadan.

- This is also referred to as the "Hajj".

- This pillar describes the process of giving money to those less fortunate.

- This pillar makes it clear that Muhammad is not God, but is only a prophet.


- This is the duty of not eating from sunrise to sunset for an entire month.

Don't forget:

A healthy mind requires a healthy body. Visit one of the many beautiful parks in Tower Hamlets.



Take your child swimming, learn to ride a bike, scooter or learn a new sport.



You can also stay fit while at home. Click on any of the links below to join in the fitness fun!

<https://www.thisgirlcan.co.uk/activities/disney-workouts/>

<https://www.bbc.co.uk/programmes/p06tmmvz>

<https://youtu.be/d3LPrl0v-w>

<https://www.youtube.com/playlist?list=PLc0asrzrjtZJWljYTAwKM6mdb4RfoiSxx>

<https://www.youtube.com/playlist?list=PLc0asrzrjtZJWljYTAwKM6mdb4RfoiSxx>

Children who learn to cook are more likely to eat healthily. Eat colourful fruits and vegetables to make sure you are having a healthy diet.



Most importantly, keep washing your hands to make sure you stay healthy and safe

Year 2 (Going into Year 3)

Literacy learning in the summer

Are you looking forward to the summer holidays? We are too! It's a wonderful time to have lots of fun and learn in different ways. Here are some tips and ideas for how to keep your learning going over the summer while you're away from school.

1.Go to the Ideas Store:

There are lots of activities going on at the Ideas Store for you to get involved in. Find out more at: www.ideastore.co.uk/whats-on

2.Summer Reading Challenge

Help your child develop a love of reading is one of the most important things you can help them do. Why not join the summer reading challenge being run by the Idea Store in Whitechapel?

3. Book Review

Why not write a book review of the books you read during the holiday. Remember to include:

The author and illustrator.

Is the book fiction or non-fiction?

What is the book about?

Who would enjoy this book?

Did you enjoy the book? Tell me why or why not?

Draw a picture of the front cover.

My Favourite Visit

Write about a place that you have been to in the holiday. It has to be a visit that you have really enjoyed.

1. Give your recount a title.
2. Where did you go? When did you go?
3. How did you get there?
4. What did you do there?
5. What was your favourite part?

Also remember to:

- Use full stops and capital letters.

Year 2 to Year 3

- [illegible]

[illegible]

Date _____

A large, stylized yellow star with a gradient and a black outline, centered on a white background with horizontal black lines. The star has eight points and a thick black border. The interior of the star is filled with a yellow-to-white gradient, with the brightest part in the center. The background consists of horizontal black lines on a white field.

DateDate

DateDate

My Summer Holiday Diary

Date _____




My Summer Holiday Diary

Date _____



My Summer Holiday Diary
Date _____

Date _____



.
