

Osmani Primary School  
Vallance Road  
London  
E1 5AD

Tel: 020 7247 8909  
Fax: 020 7247 9906  
Email: [admin@osmani.towerhamlets.sch.uk](mailto:admin@osmani.towerhamlets.sch.uk)

[www.osmaniprimaryschool.org.uk](http://www.osmaniprimaryschool.org.uk)



Reach For The Stars

Summer Homework Year 3 to Year 4  
Due in: Friday 9<sup>th</sup> September 2022

## Art and Design



**Visit the Whitechapel Gallery**

**It's on your doorstep.**

**Open: Tues-Sun 11-6**

**Why not do some drawing this summer?**

- Draw something that scares you!
- Draw something you eat today!
- Draw something big on a tiny piece of paper!
- Draw your reflection in the back of a spoon!
- Empty your pockets or bag and draw everything inside!
  - Draw your favourite song
  - Draw yourself 30 years from now.

**Year 4 AUTUMN Term Topic - Explorers**

**Visit the Geffrye Museum E2 8EA – Homes and Gardens**

**Visit the British Museum (Great Russell Street WC1B 3DG)**  
**National Gallery, Trafalgar Square**

**FREE!**

Get all information and book tickets for visits in advance.



## Activity ideas:

### What is a church?

A c\_\_\_\_\_ is a building where C\_\_\_\_\_ come to pr\_\_\_\_\_ together. Christians believe in G\_\_\_\_\_ and follow the religion of C\_\_\_\_\_.

There are many different types of Christian c\_\_\_\_\_. They can be b\_\_\_\_\_ or sm\_\_\_\_\_. Some are h\_\_\_\_\_ of years old, some are n\_\_\_\_\_. Some churches are large and grand. The most important ones are called ca\_\_\_\_\_.

Some churches are richly d\_\_\_\_\_ inside while others are pl\_\_\_\_\_ and simple. They usually have seats or p\_\_\_\_\_ for people to sit upon, these are in r\_\_\_\_\_ facing the a\_\_\_\_\_.



church	Christians	pray	God		
Christianity	big	small	hundreds	altar	
new	cathedrals	decorated	plain	pews	rows

Hands-on Humanities

Year 3 to Year 4

London is full of some of the best museums in the world – they can take us to far-flung places, transport us back through history and expose us to mind-blowing ideas. Many are FREE to visit and some have excellent workshops for children!

Challenge: can you visit a **different museum each week**?

Some museum suggestions and their nearest tube stations:

- Tower of London- Tower Hill (ONLY £1 for Tower Hamlets residents but you must take proof of name and address AND your Idea Store card OR Tower Hamlets Leisure Services card)
- Museum of London - Moorgate
- Victoria & Albert Museum – South Kensington
- Museum of Childhood – Bethnal Green
- Geffrye Museum – Hoxton
- Museum of London Docklands – West India Quay (DLR)
- British Museum – Russell Square
- National Maritime Museum – Greenwich (Main line) or Cutty Sark DLR

### Local walks

Be a London Explorer! Try getting out and about by going for walks in your local area – you'll be amazed what you could discover! While you're out, see if you can complete these challenges:

- Sketch some of your favourite buildings
- make a list of what there is to do in the park for local people
- How many different fruits can you find in the market? Where are they from in the world?
- Can you find any buildings with blue plaques (circle tiles) on the walls? What do they say? Normally they are about famous people...
- Walk down a main street and make a list of all the different types of shops

Safety reminder: always ask people at home before going on a local walk, remember to cross roads safely and don't talk to strangers.

### Year group challenge: Year 4

In Year 4, you'll be studying the Romans! Can you research information about the Roman Empire? Include how many countries they conquered and any other interesting facts you can find.



Information on the Romans can be found on the following website:

<http://www.primaryhomeworkhelp.co.uk/Romans.html>

**What can you child do in exactly  
one minute?**

**Hop on one leg?**

**Stare without blinking?**

**Count the seconds in your head?**

Year 3 to Year 4

# Maths Fun!

## Make 200

**1 2 3 4 5 6 7 8 9**

Choose four of these digits.  
Each one must be different.  
Put one digit in each box.




This makes two 2-digit numbers reading across  
and two 2-digit numbers reading down.  
Add up all four of the numbers.

In this example the total is 100.

<b>1</b>	<b>2</b>
<b>4</b>	<b>7</b>

$$12 + 47 + 14 + 27 = 100$$

How many different ways of making 200 can you find?



Copyright © www.Transum.org



Can you work out how many squares can be found in this diagram? Can you be sure you haven't missed any? Can you be sure you haven't counted any twice?

## Year 4



### Science in the Summer

Why are flowers colourful? How is a Polar bear adapted to live in the Arctic? What is gravity? These are tough questions but all you need to answer them is natural curiosity and a love of science!

Here are some tips to help guide you in sparking your interest in science:

- <http://www.sciencemuseum.org.uk/>
- <http://www.nhm.ac.uk/>
- 

Check out BBC Bitesize science website. There's loads of fun games, quizzes and activities for you to try out!

<https://www.bbc.co.uk/bitesize/subjects/z2pfb9q>

### Science challenge

- Research a range of equipment explorers might take on an expedition.
- What are their functions and properties?
- What is an insulator?
- Design a cover to insulate a hot water bottle.
- What materials could you use and why?  
How would you test it?



**Don't forget:**

A healthy mind requires a healthy body. Visit one of the many beautiful parks in Tower Hamlets.



Take your child swimming, learn to ride a bike, scooter or learn a new sport.



You can also stay fit while at home. Click on any of the links below to join in the fitness fun!

<https://www.thisgirlcan.co.uk/activities/disney-workouts/>

<https://www.bbc.co.uk/programmes/p06tmmvz>

<https://youtu.be/d3LPrhI0v-w>

<https://www.youtube.com/playlist?list=PLc0asrzrjtZJWljYTAwKM6mdb4RfoiSxx>

<https://www.youtube.com/playlist?list=PLc0asrzrjtZJWljYTAwKM6mdb4RfoiSxx>

Children who learn to cook are more likely to eat healthily. Eat colourful fruits and vegetables to make sure you are having a healthy diet.



Most importantly, keep washing your hands to make sure you stay healthy and safe.



.

## **Year 3 (Going into Year 4)** **Literacy learning in the summer**



Are you looking forward to the summer holidays? We are too! It's a wonderful time to have lots of fun and learn in different ways. Here are some tips and ideas for how to keep your learning going over the summer while you're away from school.

**1. Go to the Ideas Store:**

There are lots of activities going on at the Idea Store for you to get involved in. Find out more at: [www.ideastore.co.uk/whats-on](http://www.ideastore.co.uk/whats-on)

**2. Summer Reading Challenge**

Helping your child develop a love of reading is one of the most important things you can help them do. There is a summer reading challenge being run by the Idea Store in Whitechapel.

**3. Book Review**

Why not write a book review of the books you read during the holiday. Remember to include:

The author and illustrator.

Is the book fiction or non-fiction?



□

Escape into the world of your imagination and write a story that your friends can read when you return to school. Remember to include: Who? Where? Where next? Why? What goes wrong? Who helps? Where last? Don't forget to use 'show not tell' to describe the feelings of your characters.

## This image shows a blank sheet of white paper with horizontal black ruling lines. The lines are evenly spaced and run across the width of the page. There are no margins, text, or other markings on the paper.

[illegible]

.

---

---

---

---

---

**5. Write a recount**

Write a recount of a visit that you have been on during the holiday. Choose one of the activities above then write down what happened.

Include the following information in your recount:

1. Give your recount a title.
2. Where did you go? When did you go? Who did you go with? Why did you go?
3. Describe your journey to the place.
4. Describe what you did while you were at the place.
5. Describe your favourite part of the visit.

Also remember to:

- Check that you have used the Super 6.
- Use adjectives and adverbs to describe what you saw and what happened.
- Use adverbs of time (first, next, after etc.) to link your ideas together and show the order those things happened in.
- Write in the past tense.
- Write in the first person.

---

---

[illegible]

[illegible]

---

---

---


---

---

## My Summer Holiday Diary

Date \_\_\_\_\_

[illegible]

[illegible]

---



[illegible]