



## **Nursery Weekly Homework Week Beginning 13.6.22**

Hello Everyone!

This week we are going to be talking about Superheroes and their powers. Who is your favourite superhero and why?

The Nursery Team

**PE-** exercise is very important so we encourage you to engage in some form of physical activity. This could be a video on youtube or a walk in your local area.

Let's be Superheroes - <https://www.youtube.com/watch?v=Py4fhsx3Ct4>

### **Maths**

Our maths focus this week will be **counting out from a large group**. This skill can be incorporated into many activities during your day such as counting out fruits, cutlery and toys.

**Key vocabulary** - numbers, big, small, less, more

**LS:** It is number... I have...



**Monday** - Introduce the number of the week. Play the video and have a go at writing the number. Use toys or other small objects to explore different ways of making the number 7. - <https://www.youtube.com/watch?v=ijz7Hq52bo>

**Tuesday** - This week we will be counting out from a large group (1-10). Present your child with a bowl of objects. Ask your child how many of the objects they would like and then model counting out that many objects. You can ask them to tell you to stop when you get the number they requested. Repeat this a couple of times and then ask them to give you some objects. You can help them by saying stop when they reach the number of objects you requested.

**Wednesday** - Repeat yesterday's activity using toys as props. Place a number by each toy and ask your child to first say the number and then count out that number of objects for the toy. If they complete this confidently you can ask questions about which toy has the most and how many more a particular toy has.

**Thursday** - On pieces of paper draw an egg shape. On each egg write a number between 1 and 10. Using pasta shells or any other small objects ask your child to count out the right number of things.

**Friday** - if you have access to a computer or tablet you can play this game - [Teddy Bear Counting](#)

## Daily Phonics

This week we will be recapping the sounds 'c' -

Practise saying the sound - <https://schools.ruthmiskin.com/training/view/WrP852Jn/Wdd2TqZF>

Practise writing the sound - <https://schools.ruthmiskin.com/training/view/QSHKsSjE/nPvniWv6>

Practise fred talking the sound - <https://schools.ruthmiskin.com/training/view/7IHMJwdy/hba6RtWl>

Have a go at doing these activities;

1. Write the sound both large and small scale.
2. Sort objects by their initial sounds. Use objects that start with b and some other sounds. You can add objects that start with neither sound as an added challenge.
3. Play Fred's Table - <https://schools.ruthmiskin.com/training/view/NX0bgidW/S8rY0iPc>

## Literacy

Our **learning intention will be to label parts of a superhero..** You can do these activities over the course of the week.

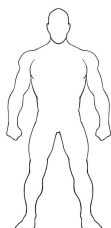
**Key vocab:** superheroes, super powers, costume, boots, cape, fast, strong, flying, mask, invisible, rescue

**Sentence starter -** I can.... I think... superheroes are...


**Mon** - Have a class discussion about what Superheroes children know. Introduce the book for the lesson and read 'Super Ben' with all the children in class.

[Super Ben book.pptx](#)

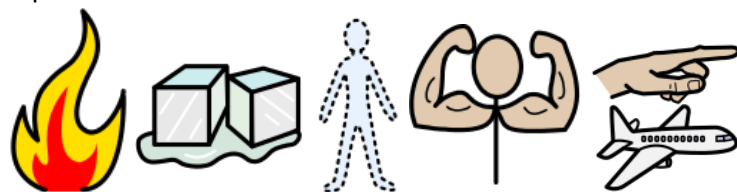
**Tuesday** - Recap yesterday's lesson on the book. Talk about what Superheroes wear and children get to design their own Superheroes. Talk about specific clothes or props children wear (mask, pants, boots, cape)



**Wed** - Now that we have thought about what Superheroes wear and children got a chance to design their own Superheroes. Children get a chance to draw their own superheroes. Think about questions like: What is Super Ben wearing? What do Superheroes wear? Use the Super Ben book to support children draw on paper. Children get to colour in their drawing at the end!



**Thurs** -Today children get a chance to think about superhero powers! We will have a class discussion about all the different types of superheroes and children get a chance to add a superhero power for their own superhero.



**Friday** - let's role play! Now that we have thought about our Superheroes and their powers, collect some items from around your home that you can use to role play being that superhero. Have fun!

## Topic




**Creative** - can you create a city for your superhero to live in. What kind of buildings will you have? What will you use to make your city?

**Understanding the World** - In class we will be exploring the use of technology. What type of technology do you have at home? What are they used for? Use a camera to take pictures of the different types of technology in your home.

**PSHE** - did you know we have superpowers too? Read this story together. Can you think of what your own superpower is? - [https://www.youtube.com/watch?v=6P-Y\\_M9q7RM](https://www.youtube.com/watch?v=6P-Y_M9q7RM)

### Sensory play

1. Use jelly, gel or water beads to create your own world for Aquaman.
2. Make a superhero themed lava lamp. <https://www.youtube.com/watch?v=eA67rfLaL4>
3. Create a safe space for your child to try out all their best superhero moves.



You can send pictures of your work to [nursery@osmani.towerhamlets.sch.uk](mailto:nursery@osmani.towerhamlets.sch.uk) or post them in our google classroom.