



Reception Weekly Homework Week Beginning 21/3/22

You can send pictures of your work to receptioncrimson@osmani.towerhamlets.sch.uk or receptionfuchsia@osmani.towerhamlets.sch.uk

Fola and Romena

Maths

Learning Intention: Double

Success Criteria:

I can...

say the number

add the same

say what double the number is

Monday - Explain to your child that this week we are learning about doubling. Doubling is when we have the same amount as each other. Then explore doubling using real objects. For example, take 2 pencils and give your child 2 pencils. Ask them how many do you have? How many do I have? How many do we have altogether? Encourage the to say the phrase 'double 2 is 4.'

Tuesday - listen to this doubling song - <https://www.youtube.com/watch?v=At0quRa90rs> Focus on doubling 1-5.


Wednesday - Have a go at playing this doubling game -

<https://kids.classroomsecrets.co.uk/resource/reception-doubling-game/>

Thursday - Have a go at completing the [doubling powerpoint](#).



Friday - use the butterfly template to represent the doubles of numbers 1-10.



Spellings/Phonics Our school phonics programme is Ruth Miskin's Read, Write Inc. They produce daily phonics lessons on their website - please check this link every day to see the latest session they have uploaded -

Monday - [Learn to blend lesson 4](#)

Tuesday - [Revise 's'](#)

Wednesday - [Learn to blend lesson 5](#)

Thursday - [Revise 'd'](#)

Friday - [Learn to blend lesson 6](#)


Literacy

Learning Intentions- To retell a story

Success Criteria: I can...


- say what happens in the beginning
- say what happens in the middle
- say what happens at the end
- put the pictures in the right order.

Monday - Talk to your child about different religious celebrations. Explain that soon Christians will be celebrating Easter. Have a look at the slide - is there anything your child recognises or is able to talk about? [Easter](#) When you have finished talking about it, read through the Easter story -

 Easter story.pptx

Tuesday - Recap the story again. As you read the story ask your child to tell you what they remember. Write a list of the names of the different people in the story

Wednesday - Friday - Look at the pictures from the story. Ask your child to help you put the pictures in order and write a simple sentence for each. You can do 2 pictures a day.



Topic



1. Spring is nearly here. Have a go at painting your own spring flowers.

2. Sunday 27th is Mother's Day. Write a message to a special female figure in your life. Why is she special to you?

While we are at home, it can be difficult to find things to do with children to keep them active at home. Have a look at some easy ways to get your children moving.

[https://www.bbc.co.uk/cbeebies/grownups/fun-exercises-to-do-at-home-with-kids?xtor=ES-211-31660_PANUK_SOT_WK17_SNO_Send2Website_RET-20200428-\[cbeebies_funexercisestodoathomewithkids_children\]](https://www.bbc.co.uk/cbeebies/grownups/fun-exercises-to-do-at-home-with-kids?xtor=ES-211-31660_PANUK_SOT_WK17_SNO_Send2Website_RET-20200428-[cbeebies_funexercisestodoathomewithkids_children])

PE

1. Here are some suggestions for activities that can help keep your child active at home:
YouTube (Just Dance Kids) - <https://www.youtube.com/watch?v=52pdktAMDe4&t=29s>

PE With Joe Wicks - Follow PE With Joe on Youtube (every morning at 9am) -
<https://www.youtube.com/channel/UCAxW1XT0iEJo0TYIRfn6rYQ>

Red Words Set 1

because	what	tall	after	old
could	would	who	before	down

How to help young children learn at home.

You can help your child to learn through the little things you do with them, for example:

- everyday conversations
- make-believe play
- games with numbers or letters
- reading together
- involving them in the things you are doing, such as household chores, and talking with them about it

Find ideas for new things you can try at [Hungry Little Minds](#).

You do not need to set separate time or plan complicated activities dedicated to learning. These activities can be built into everyday life and play.

You know your child best. Avoid forcing them into lengthy planned activities if they naturally respond better to a mix of shorter activities. This can stop them getting bored or frustrated and keep them active, interested and learning through things they enjoy.

For more information on supporting younger children to learn at home, please take a look at the Department for Education's official guidance notes:

<https://www.gov.uk/guidance/help-children-aged-2-to-4-to-learn-at-home-during-coronavirus-covid-1>

[9?utm_source=d4aed7a4-ce4e-4aea-a281-51efb1d48070&utm_medium=email&utm_campaign=govuk-notifications&utm_content=daily](#)