










Year 1 Christmas Holiday Project Homework

Please select from the activities below to complete during the **break**.

This homework project is for the whole family to get involved with and we would encourage children to get help completing any of the activities.

<p>Keep a diary for each day of the holiday. Write down the things that you have done at the end of each day. Remember to use time conjunctions and write in the past tense, using I, we and our.</p> <p>     </p>	<p>Complete 10 mins of exercise each day eg. running on the spot, star jumps, bunny hops, hopping, skipping, or riding a bike or scooter.</p> <p>   </p>	<p>Play a board game with your family.</p> <p>  </p>	<p>Make your own healthy biscuits. Cut into star and snowman shapes.</p> <p>  </p>
<p>Choose your favourite story and make puppets (sock, finger or shadow puppets) to retell it. Perform it to your family at home.</p> <p>  </p>	<p>Enter the Winter break book review competition.</p> <p>  </p>	<p>Make a winter scene using materials from your home eg cotton wool, paper, pipe cleaners, wool.</p> <p>  </p>	<p>Go for a walk in your local area. Describe using your senses. What can you see? What can you hear? Write a poem using some of the things you experienced on your walk.</p> <p>  </p>

Biscuit Recipe: <https://www.twinkl.co.uk/resource/space-star-biscuits-recipe-t-tp-7505>