







Maths

Home Learning Activities

Year 1 - Spring 2



<p>Money</p> <p>Use coins and notes to make different amounts. When shopping, talk to your child about how you count out money and receive change.</p> 	<p>Counting</p> <p>Practise counting forwards to 100 and backwards from 100. Practise counting on and back from different numbers.</p> 	<p>Division</p> <p>Think about how food or toys can be shared. How can we divide it equally? Does everyone have equal amounts?</p> 	<p>Writing and reading numbers.</p> <p>Practise writing numbers to 100 in numerals and words.</p>
<p>2D and 3D Shapes</p> <p>When you are out, look for shapes in the environment such as a square window, rectangular tiles, and bricks. When putting away shopping identify 3d shapes e.g. cereal box is a cuboid. Talk about the number of sides, vertices and faces.</p> 	<p>Estimating</p> <p>Estimate how many items there are and then count to check. Remember an estimate is a good guess e.g. How many trees are there in the park?</p> 	<p>Time</p> <p>Read the time to the hour and half past the hour on analogue clocks.</p> 	<p>Number bonds</p> <p>Try and find different ways to make 30/40. Identify pairs of numbers that add up to 40.</p>

