

## Year 6 Weekly Homework Week Beginning 22.2.21

Rights Respecting Articles: **Article 3** - *The best interests of the child must be a top priority in all decisions and actions that affect children*

*Global Goal 4- Good Health & Wellbeing*

### MATHS

<https://www.ictgames.com/mobilePage/bottleTakeAway/index.html>

One more/less

Lessons 1-5 <https://classroom.thenational.academy/units/doubling-and-halving-7730>

### LITERACY

#### Spelling

**Fun By Torchlight:** A fun way to revise reading sight words or spelling words is to make the room dark and hide the words (written on cards) all around the room. Then armed with torches, go searching and exploring, reading the words as you shine the torch on them.

**was my me see saw**

#### Literacy Daily Lessons

Practice mark making. Continue to write your name independently. Practice letters of the alphabet.

HFW game <https://www.starfall.com/h/word-machines/>

<https://classroom.thenational.academy/units>

(Lessons 1-5)

**Reading - select a book of your choice**

<https://www.purplemash.com/sch/osmani>

<https://stories.audible.com/discovery>

### DT

#### Build The Pantheon



### Geography

<https://www.youtube.com/watch?v=jA6Y7gG3OLs>

Make an Olympic torch

Olympic torch templates <https://www.dltk-kids.com/sports/mtorch.html> or

<https://www.dltk-kids.com/sports/mscissorskills.htm>



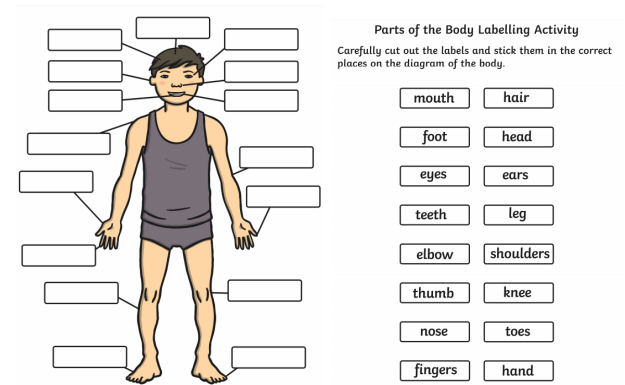
## Science:

Sing the song 'Hand, shoulders, knees and toes' whilst doing the actions.

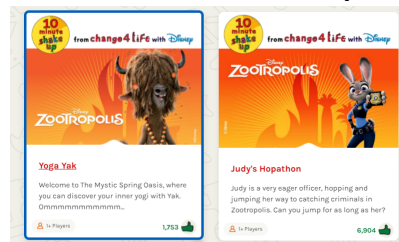
Then watch:


<https://www.bbc.co.uk/bitesize/clips/zsjsbk7>

worksheet on the next page. Name the different body parts.



**PE 10 minute shake up**





## Parts of the Body Labelling Activity

Carefully cut out the labels and stick them in the correct places on the diagram of the body.

mouth

hair

foot

head

eyes

ears

teeth

leg

elbow

shoulders

thumb

knee

nose

toes

fingers

hand