


Year 6 Weekly Homework Week Beginning 25.1.21

<p>Rights Respecting Articles: Article 3 <i>-The best interests of the child must be a top priority in all decisions and actions that affect children</i></p> <p>Global Goal 4- Good Health & Wellbeing</p>
MATHS
<p>https://www.ictgames.com/mobilePage/bottleTakeAway/index.html</p> <p>One more/less</p>
<p>Measures (lesson 6-10)</p> <p>https://classroom.thenational.academy/units/measures-1948</p>
LITERACY
<p>Spelling</p> <p>Fun By Torchlight: A fun way to revise reading sight words or spelling words is to make the room dark and hide the words (written on cards) all around the room. Then armed with torches, go searching and exploring, reading the words as you shine the torch on them.</p> <p>stop the to on it we</p>
<p>Literacy Daily Lessons</p> <p>Practice mark making. Continue to write your name independently. Practice letters of the alphabet.</p> <p>HFV game https://www.starfall.com/h/word-machines/</p> <p>https://classroom.thenational.academy/units/the-king-and-the-moon-a75a</p> <p>(lesson 1-5)</p>
<p>Reading - select a book of your choice</p> <p>https://www.purplemash.com/sch/osmani</p> <p>https://stories.audible.com/discovery</p>
<p>ICT</p> <p>https://www.purplemash.com/#tab/2code_lessons</p>
<p>MAKE A MAGNIFYING GLASS</p> <p>To be a real spy involves lots of Science! So today we're going to make a magnifying glass.</p> <p>Materials</p> <p>A clear plastic bottle A dry marker pen A pair of scissors Water</p>




How to make...

1. Draw a circle shape at the neck of the bottle. It needs to be here so you create a disc shape when you cut it out.




2. Cut out the circle

3. Pour a little water into the disc.



4. Hold it over your book or paper to make the letters bigger. It really works so well!



The science bit.

The disc shape you have cut out curves outwards, so is a convex shape. By adding the water the light that passes through is refracted meaning that it is bent inwards, creating a lens effect and enlarging the size of the letters. So you have then created your very own magnifying glass!

Science - Shadow puppets

What makes a shadow? <https://www.youtube.com/watch?v=YuUJCNzfoBw>

Use objects with a torch to create different shadows/

Watch the puppet clip and then create your own shadow puppet.

<https://www.bbc.co.uk/bitesize/clips/zkqw2hv>

PE 10 minute shake up

