



Nursery Weekly Homework Week Beginning 18.1.21

Hello Everyone

This week we will be taking a stroll through the deep dark wood and reading one of our favourite stories, The Gruffalo, by Julia Donaldson. We will be using shape and colour words to describe the characters and drawing our own creatures.

The Nursery Team

PE- exercise is very important so we encourage you to engage in some form of physical activity. This could be a video on youtube or a walk in your local area.

Maths



Our maths focus this week will be **talking about and comparing items by height.**
Key Vocabulary - tall, short, tallest, shortest, shorter, taller.

Monday - introduce the number of the week, number 9 - <https://www.youtube.com/watch?v=rSoYRFYT3fA>
Talk about the number 9 and remind your child of the number during conversation and in play.

Tuesday - Start by talking to your child about our key vocabulary for this week. Do they understand the words and can they identify something tall and something short? When

you are confident they understand this then have a go at the first activity on the slide below - putting the characters in height order.

Wednesday - Collect a few toys. Ask your child to talk about the toy's height. Take 2 of the toys and ask your child to compare the height of the two toys. Repeat this a couple of times and then ask them to put all the toys in height order.

Thursday - Collect a range of items from your home (about 8) take 4 items and explain to your child that you are going to put them in height order, from shortest to tallest. Order the objects incorrectly. When you're done ask your child to tell you if they think you have done it correctly. If they do not notice it is wrong support them by reminding them what tall and short mean and order the items together. Repeat for the second group of items.

Friday - using masking tape or paper, mark the heights of all the people in your home. Talk to your child about who is the tallest and who is the shortest. You can also talk about the differences in height (e.g. mum is a lot taller than x but only a little bit taller than y).

Can you put the characters in order from tallest to shortest?



Daily Phonics


Our sound of the week is - p - <https://youtu.be/rJBBn05ySY4>

Talk to your child about this sound and see if they can see it in the learning environment. Ask them to think of things that start with the sound and give them opportunities to write the sound.

Play a game - ask your child to find items that begin with a 'p'.

Sing some nursery rhymes with your child. You can make props and puppets together to make this even more engaging for your little one.

Literacy



Our **learning intention** will be to use **describing words** to **talk about the characters in our story**. You can do these activities over the course of the week.

Key vocab: woods, mouse, Gruffalo, fox, owl, snake, colour names, size words, adjectives

Here is a link to this weeks story - [The Gruffalo](#)

Mon - Read the Gruffalo - encourage the chn to join with actions and repeated lines. Stop when the Mouse meets the Gruffalo. Ask chn to tell you how they think the mouse is feeling. After this, provide puppets or pieces of paper for your child to have a go at drawing some of the characters.

Tues - Finish the story and talk about features of the Gruffalo. Play - Guess the character - Show chn a slide of all the characters, describe the character and children tell

you which character you are thinking of. Once your child understands how to do this they can have a turn describing a character and you guess which character they are describing.

EXT: can your child retell the story using the story map below?

Wed - Label a picture of the Gruffalo. What features does he have? Model saying 'He has...' and writing the initial sound of the word. Ask your child to tell you what they notice about the Gruffalo.


Thurs - Repeat yesterday's session but this time describe the Mouse from the story.

Friday - Ask your child to draw a picture of a creature like the Gruffalo. Ask them to describe the creature they have drawn. Support them in writing some key describing words.





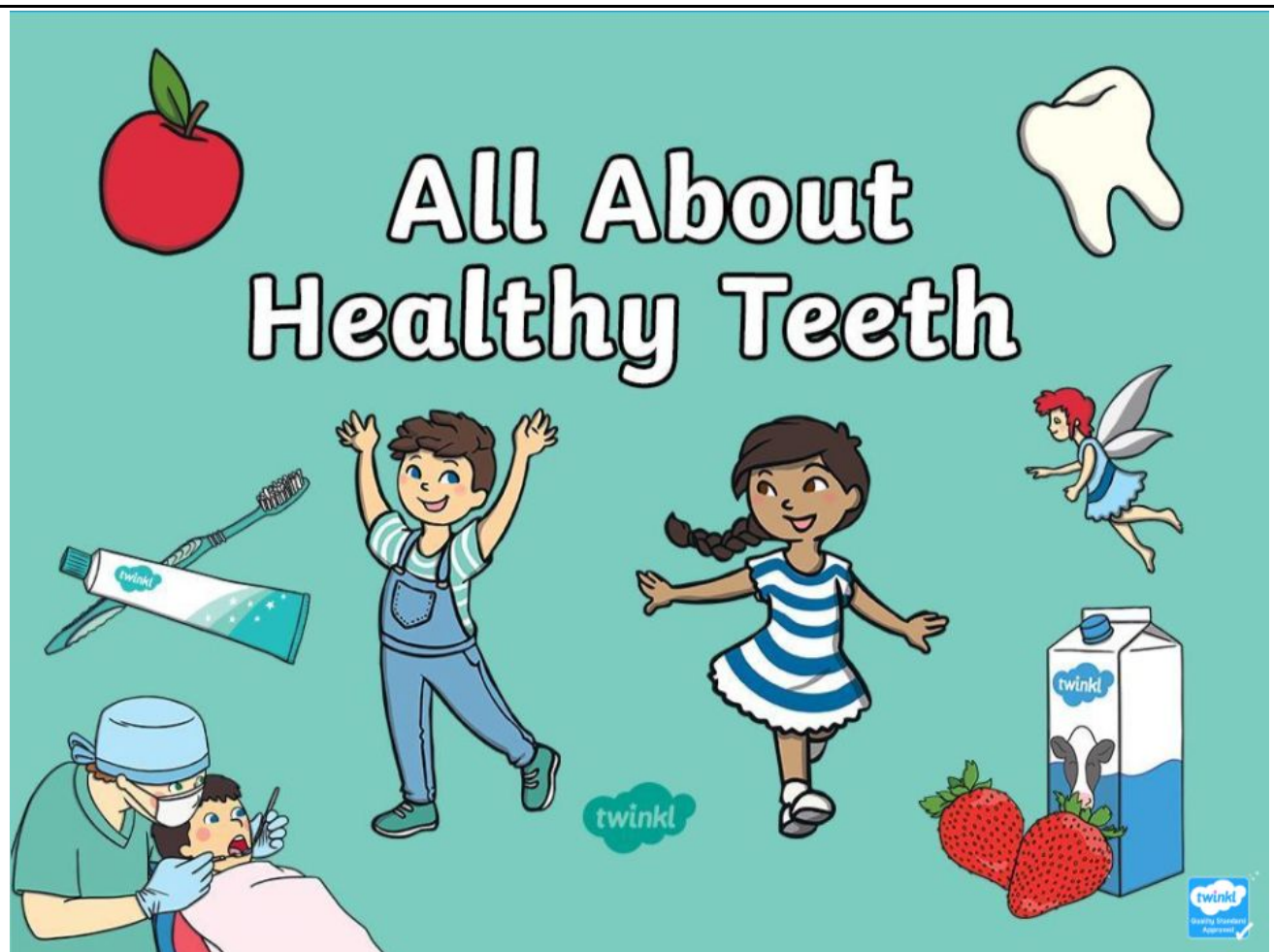




Topic

Understanding the World - Take a virtual tour of one of England's woodlands. What do you notice? How is it similar or different to where we live? [Woodland Trust virtual tours](#)

PSHE - The Gruffalo had 'terrible teeth' because they were sharp and scary. We get terrible teeth when we don't take care of them. What do we do to help take care of our teeth? Watch this video to find out. Parents, if your child isn't already brushing their teeth on their own give them some opportunities to do this.



Music - collect items from around your home that you can use to represent the sound of a large, medium and small dinosaur. Have fun exploring which items make the lowest or highest sounds and how the sounds can be changed.

Join Cynthia for music - [Music Lesson](#)

You can send pictures of your work to nursery@osmani.towerhamlets.sch.uk or post them in our google classroom.

Listening and Sound Games

- a series of videos to support sound discrimination skills.

BBC Listening Skills

Copy Cat - clap out different rhythms at different speeds and ask your child to copy you.

Soft or Loud? - use instruments or other objects to make loud or soft/quiet noises. Ask your child if the sound they heard was quiet or loud.

Simon Says - give your child instructions e.g. Simon says clap your hands. If 'Simon says' they have to do the action if you just say the action without saying 'Simon says' they have to continue doing the previous action Simon said they should do.

Musical statues - when the music plays, you dance. When the music stops you have to freeze.

Magical Sound Box - Put different objects, such as keys, paper, beans in a bottle, etc., into a covered box, and then manipulate one of the objects asking a child to tell you what he or she heard. You might need to introduce the child to different objects and sounds before playing this game.

What animal made that sound? - Have your child sit with his or her back to you, or put a scarf over his or her eyes. Make different animal sounds and have your child guess what animal makes that sound. Another way of playing this game is to give your child two animal toys or pictures of animals, and then ask him or her to point to the animal that makes the particular sound.

Phonics Bloom - sound discrimination game.

Phonics bloom has lots of fantastic phonics activities that cater to a wide range of activities.