



## **Nursery Weekly Homework Week Beginning 25.1.21**

Hello Everyone

The Aliens are Coming!!! But don't be scared these are friendly aliens and they are going to be helping us learn how to write numbers and identify initial sounds. What a relief!

The Nursery Team

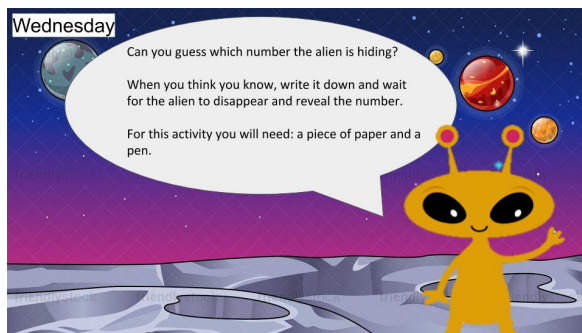
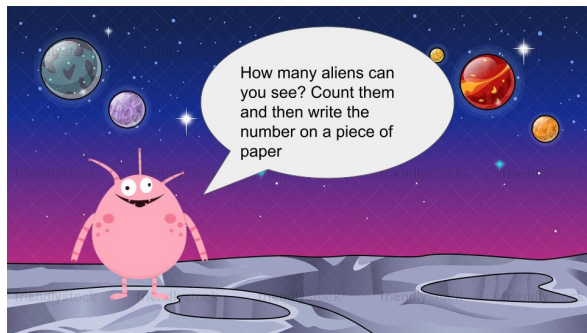
**PE-** exercise is very important so we encourage you to engage in some form of physical activity. This could be a video on youtube or a walk in your local area.

Our PE coaches are running a special bootcamp. You can register your child by clicking on this link [BADU Sports Bootcamp](#)

### **Maths**

**Our maths focus this week will be learning how to form numbers. Use these number writing phrases to support your child - [Number formation rhymes](#)**

We have included a series of slides that you can use during the week.



If you are unable to access the slides there are suggested activities below.

**Monday** - introduce the number of the week, number 10 -

<https://www.youtube.com/watch?v=rSoYRFYT3fA>

Talk about the number 10 and remind your child of the number during conversation and in play.

**Tuesday** - Write numbers 1 - 5 on a piece of paper. See if your child is able to recognise the numbers. Cut up pieces of card large enough for your child to write on. Support them in writing one number on each card and doing the corresponding number of dots on the other side. Use the number phrases below to support your child with their number formation.

**Wednesday** - repeat yesterday's activity for numbers 6 - 10

**Thursday** - Go on a number hunt. Write down any numbers that you see.

**Friday** - Show your child several piles of toys or other objects. Ask them to count how many there are and write the number on a piece of paper.

Extra activities - make your own touch and feel number book

-<http://www.teaching-tiny-tots.com/toddler-books-touch-and-feel-numbers.html>

- Number tracing online - [https://www.abcvia.com/games/letter\\_trace](https://www.abcvia.com/games/letter_trace)

### Daily Phonics


Our sound of the week is - g - [https://www.youtube.com/watch?v=mstX\\_hUkOyE](https://www.youtube.com/watch?v=mstX_hUkOyE)

Talk to your child about this sound and see if they can see it in the learning environment. Ask them to think of things that start with the sound and give them opportunities to write the sound.

Play a game - ask your child to find items that begin with a 'g'.

Play musical statues.

### Literacy



Our **learning intention will be to hear and write initial sounds**. You can do these activities over the course of the week.


Key vocab: aliens, colour words, size words

Here is a link to this weeks story - [Here Come the Aliens](#)

**Mon and Tuesday** - Listen to the Story - encourage your child to join in with repeated phrases. Stop to talk about the different aliens and what they look like. Take this opportunity to point out rhyming words. Ask your child to draw a picture of their own alien.

**Wed** - Use the pictures below to remind your child of the different aliens in our story. Talk about what they look like and what makes them different to us. Choose an alien to write about. Encourage your child to use the sentence starter 'The alien is.... The alien

has...' Write the beginning of the sentence and ask your child to tell you the initial sound of the last word in the sentence. To help them bounce or stretch the first sound so that they can hear it clearly(e.g. g-g-g-green). Model writing the sounds and encourage your child to have a go.



**Thurs** - Repeat yesterday's session with a different alien.

**Friday** - Ask your child to draw a picture of an alien. Write the initial part of the sentence 'The alien is...The alien has...' and encourage them to tell you the initial sound of the first word and see if they are able to write it.

Extra activities - make a zig-zag book of aliens with your child.

### Topic



**Creative** - make a spaceship for the aliens. What will you use? What colour will it be? Use one of the playdough recipes to make a model of an alien.

**Understanding the World** - find out about space - what do we see in space? [cbeebies space week](#)

**PSHE** - Talk about differences between us and aliens. How do we treat people who are different to us?

**Music** - Join Cynthia for music - [Music Lesson](#)

You can send pictures of your work to [nursery@osmani.towerhamlets.sch.uk](mailto:nursery@osmani.towerhamlets.sch.uk) or post them in our google classroom.

## Listening and Sound Games

- a series of videos to support sound discrimination skills.

### BBC Listening Skills

**Copy Cat** - clap out different rhythms at different speeds and ask your child to copy you.

**Soft or Loud?** - use instruments or other objects to make loud or soft/quiet noises. Ask your child if the sound they heard was quiet or loud.

**Simon Says** - give your child instructions e.g. Simon says clap your hands. If 'Simon says' they have to do the action if you just say the action without saying 'Simon says' they have to continue doing the previous action Simon said they should do.

**Musical statues** - when the music plays, you dance. When the music stops you have to freeze.

**Magical Sound Box** - Put different objects, such as keys, paper, beans in a bottle, etc., into a covered box, and then manipulate one of the objects asking a child to tell you what he or she heard. You might need to introduce the child to different objects and sounds before playing this game.

**What animal made that sound?** - Have your child sit with his or her back to you, or put a scarf over his or her eyes. Make different animal sounds and have your child guess what animal makes that sound. Another way of playing this game is to give your child two animal toys or pictures of animals, and then ask him or her to point to the animal that makes the particular sound.

**Phonics Bloom** - sound discrimination game.

Phonics bloom has lots of fantastic phonics activities that cater to a wide range of activities.