



Nursery Weekly Homework Week Beginning 8.2.21

Hello Everyone

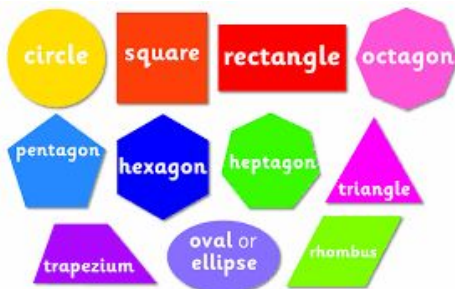
Our learning this week will be focused on two celebrations, Chinese New Year and Valentine's Day. We will be making cards and some decorations. We hope you have fun!

The Nursery Team

PE- exercise is very important so we encourage you to engage in some form of physical activity. This could be a video on youtube or a walk in your local area.

Watch Rosie and Posie do a traditional [Chinese fan dance](#), can you copy their movements?

Maths



Our maths focus this week will be **learning about 2D shapes**.

Key vocabulary - square, rectangle, circle, triangle, sides, corners

ext: hexagon and pentagon

You can find the shapes below.

Monday - introduce the number of the week, number 2 -

<https://www.youtube.com/watch?v=xyRFdFSGsgQ> Have a go at writing the number and counting in 2's to 10.

Tuesday - Introduce the first 4 shapes (circle, square, rectangle and triangle) talk about the sides and corners. Have a go at drawing the shapes.

Wednesday - If you're child is confident with the first 4 shapes you can introduce other shapes, hexagon and pentagon. Again talk about the number of sides and corners. Have a go at drawing the shapes.

Thursday - Recap all the shapes you have learnt. Ask your child to remind you how many corners and how many sides the shape has (remember to ask them to use a full sentence, A circle has...). Once you have recapped all the shapes put them into a bag or under a cloth. Sing the mystery bag song


'Mystery bag, what's inside, what's the shape you're trying to hide? Is it a circle, a triangle, a rectangle or square? Feel the shape describe what's there.'

Then describe the shape to your child - the shape has ... sides and ... corners- and let them tell you what shape you have chosen. Pull the shape out of the bag to reveal if they guessed correctly. You can watch this video if you are not sure how to do this activity - [Mystery Bag](#). After you have played mystery bag provide paper for drawing shape pictures. Talk about what you are drawing and why you have decided to use the shapes you are using.

Friday - Collect a variety of different shaped objects and ask your child to tell you what shape they can see. Ask them how they know it is that shape, encourage them to use mathematical language (sides and corners). Explain that there are lots of 2D shaped objects around the home and we can go on a shape hunt to see how many we can find. Use the tally sheet below to record how many of each shape you find.

Extra activities

1. if your child is just beginning to remember shape names play this game - <https://www.topmarks.co.uk/early-years/shape-monsters>
2. If your child is confident with their shapes have a go at this game - <https://www.ictgames.com/mobilePage/shiftingShapes/index.html>
3. Want to find out about more shapes head over to BBC bitesize - <https://www.bbc.co.uk/bitesize/topics/zjv39j6/articles/ztpwdmn>
4. Take a look at these artworks - can you identify the shapes they used? Can you make something similar?



Daily Phonics

This week we will be focusing on rhyme. Rhyming is a very important stage of developing phonics and reading skills. Here are some rhyming games you can play with your child at home.

1. Sing nursery rhymes together. Point out the words that rhyme (sound the same at the end).
2. Rhyme bag - cut up the pictures below, keep one set for yourselves and place the other set in a basket i.e. keep cat and put hat in the basket. Take it in turns to choose a picture in the basket and see if you can find its matching picture.



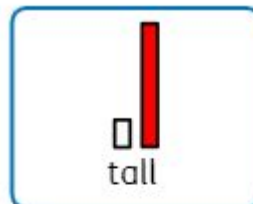
bin



fin



ball



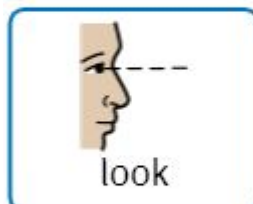
tall




chair



hair



look



book



snail



whale

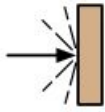


sheep



sleep

3. Rhyme action sentences - have a go at saying these rhyming sentences and doing the actions. Can you think of some more rhyming sentences.



Bump rhymes with jump.



Cow rhymes with bow.



Flap rhymes with



clap.



Fat rhymes with pat.



Click rhymes with lick.



Fun

rhymes with



run.



Dog rhymes with



jog.



Trim

rhymes with



swim.



Cat rhymes with



hat.



Dish

rhymes with



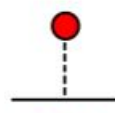
fish.



Car rhymes with



star.



High

rhymes with



fly.

Literacy

The Great Race

(a traditional Chinese New Year story)



Our learning intention will be to write initial sounds in our cards. You can do these activities over the course of the week.

Key vocab: Chinese, China, New Year, Celebrations, love, special, valentine's day, sounds

Mon - Read or watch the Great Race which is a Chinese New Year Story -

<https://learnenglishkids.britishcouncil.org/short-stories/the-great-race> Ask your child questions about what they can see. Ask them to make predictions on which animal they think will win the race and why. Ask them if they think it was a good thing that the rat won the race.

Tuesday - Watch the story again. Can you write a list of the animals that we saw in the story? Remember to say the word and stretch the word so you can hear the sounds. If your child finds this tricky bounce or say the initial sounds slowly so that they can hear the sound more clearly. Model writing the letter and then ask your child to have a go. If they are confident hearing the initial sound ask them what the last sound in the word is.

Wed - Talk about the story and draw a picture of your favourite animal. Can you write the animal's name.?

Thurs - Sunday 14th is Valentine's Day, a day where we do something special for people we love. Ask your child to think about someone that is special to them and why. Help them make a card for that person. Encourage them to write the initial sounds in the words and their own name.



Friday - Repeat yesterday's activity for a different person.

Extra activities

1. Draw a story map of the Chinese New year story
2. Can you find some words that rhyme with the animal names?
3. As a family role play having your own race. To make it more fun think about moving like one of the animals. Think about making numbers for your tops, start and finish signs and a medal for the winner. Involve your child in writing the signs and making the props.

Topic

Creative - make your own Chinese Dragon and lantern.



Understanding the World - What can you find out about China. Here are some things to think about - what does their flag look like? [How do they celebrate the New Year?](https://www.natgeokids.com/uk/discover/geography/countries/30-cool-facts-about-china/) Where is China?

<https://www.natgeokids.com/uk/discover/geography/countries/30-cool-facts-about-china/>


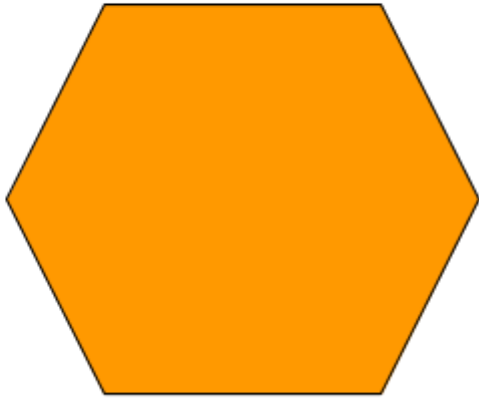
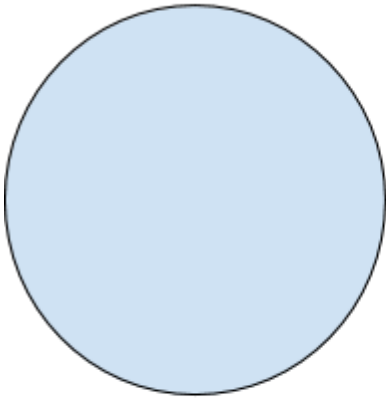
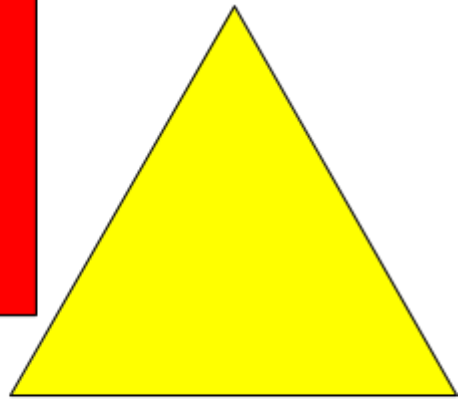

PSHE - It's Valentine's Day! Think about something special you can do for someone you love. Maybe you can help them do a job or you can spend time playing with them. How do you feel when someone does something nice for you?

Music - Join Cynthia for music - [Music Lesson](#)

Sensory Play - Why not try these sensory play activities








You can send pictures of your work to nursery@osmani.towerhamlets.sch.uk or post them in our google classroom.



2D Shape Hunt

Have a look around your home or go for a walk outside. What 2D shapes did you find?

Listening and Sound Games

- a series of videos to support sound discrimination skills.

BBC Listening Skills

Copy Cat - clap out different rhythms at different speeds and ask your child to copy you.

Soft or Loud? - use instruments or other objects to make loud or soft/quiet noises. Ask your child if the sound they heard was quiet or loud.

Simon Says - give your child instructions e.g. Simon says clap your hands. If 'Simon says' they have to do the action if you just say the action without saying 'Simon says' they have to continue doing the previous action Simon said they should do.

Musical statues - when the music plays, you dance. When the music stops you have to freeze.

Magical Sound Box - Put different objects, such as keys, paper, beans in a bottle, etc., into a covered box, and then manipulate one of the objects asking a child to tell you what he or she heard. You might need to introduce the child to different objects and sounds before playing this game.

What animal made that sound? - Have your child sit with his or her back to you, or put a scarf over his or her eyes. Make different animal sounds and have your child guess what animal makes that sound. Another way of playing this game is to give your child two animal toys or pictures of animals, and then ask him or her to point to the animal that makes the particular sound.

Phonics Bloom - sound discrimination game.

Phonics bloom has lots of fantastic phonics activities that cater to a wide range of activities.