



Nursery Weekly Homework Week Beginning 8.3.21

Hello Everyone

This week we will be thinking about women, like our mum's aunts and grandma who are special to us. We will be making cards for them and thinking of ways we can show them that we appreciate their hard work. I wonder what you special thing you will decide to do?

The Nursery Team

PE- exercise is very important so we encourage you to engage in some form of physical activity. This could be a video on youtube or a walk in your local area.





Maths

Our maths focus this week will be **counting**. **Osmani is taking part in this years census so we will be doing lots of counting activities.**

Key vocabulary - altogether, total, more, number names

LS: I saw... There are...

Example of a Tally Chart

Colour of the Cars that Drove By in 30 minutes		
Colour		Tally
Red Car		
Blue Car		
Black Car		I
White Car		

Monday - introduce the number of the week, number 5 - [Meet Number 5](#) Have a go at writing the number and counting 5 objects. Can you spot the number 3 anywhere else?

Tuesday - sing some number songs. Make props to support your children when singing the songs. Here are some suggestions and links to the songs. [10 Fat Sausage](#), [5 Little Men in a Flying Saucer](#), [When I was One](#)

Wednesday - watch this video all about counting - [The Census](#). The census is a count of all people and households in England and Wales to help plan services that really matter to us, such

as schools, hospitals, housing and transport. Think about things in your local area that you can count together. Here are some suggestions, number of cars on your street, number of families on your street, number of shops on your local high street, number of trees on your street.

Thursday - Choose one or two of the things from your list to count. Create a tally sheet for them to record how many of the things you find.

Friday - Repeat yesterday's activity with 2 other things on the list.

Daily Phonics

This week we will be recapping the sounds 't' and 'i'. You can replay the videos for the sounds on different days and then choose another day to do some sorting of objects by their initial sounds.

Have a go at doing these activities;

1. Write the sounds both large and small scale.
2. Sort objects by their initial sounds. Use objects that start with a and m. You can add objects that start with neither sound as an added challenge.
3. Play a sound discrimination game. Choose objects that start with the different sounds. Segment the words e.g say tap as t-a-p and see if your child is able to identify which object you are trying to say.

Literacy

Our **learning intention will be to hear and write initial sounds**. You can do these activities over the course of the week.

Key vocab: mum, book, favourite, special, celebration, thank you



Mon - Explain to your child that on the 14th it will be Mothers Day. A day where we celebrate women who are special to us. Show powerpoint on why we celebrate Mother's Day. - [All About Mother's Day](#)

Tuesday - Think of the women who are important to you. Use your phonics to make a list of them. Encourage your child to say the initial sound of their name and have a go at writing them. If your child is able to ask them to identify the end sound too.

Wed - Choose someone from the list to make a Mother's Day card for. Ask your child to think of a

reason why they want to make a card for that person. Use the sentence starter Thank you for... Support your child in writing their reason in the card. On a separate piece of paper write the words To and From and ask your child to copy them into the card.

Thurs - Repeat yesterday's activity for another person.

Friday - Today, think of some other ways you can show somebody that you appreciate them. Make a list and again encourage your child to hear the initial sound of the word. Choose a couple of things from the list to do for your special person.

Extra activities

1. Make a picture book of your favourite story.
2. Put on a production of your favourite story for your family. Why not perform it live for them on zoom or on a whatsapp video call?
3. Continue practising writing your name!

Topic



Creative - make salt dough hand prints as a gift to your special person. Let the salt dough dry overnight and you can paint it the next day. -

Understanding the World - make salt dough with your child. Mix the dough together, how does it feel? What happens when you add more water, flour, food colouring, spices etc.

PSHE - linked to making Mother's Day Cards.

Sensory Play - Why not try these sensory play activities

1. Use food colouring to dye pasta different colours. Have fun sorting the colours and talking about the different textures.
2. Get some flowers and leaves. Place them in a bowl of water with containers and spoons. Add essential oils to make your own flower perfume.



You can send pictures of your work to nursery@osmani.towerhamlets.sch.uk or post them in our google classroom.