



Reach For The Stars

Reception Weekly Homework Week Beginning 01/2/21

You can send pictures of your work to receptioncrimson@osmani.towerhamlets.sch.uk or receptionfuchsia@osmani.towerhamlets.sch.uk

Samirah and Romena

Maths

Learning Intention: To know number bonds to 10.

Success Criteria:

I can...

- say the first number
- hold up that number of fingers
- count how many fingers are down.
- say the number bond
- write an addition number sentence for the number bonds

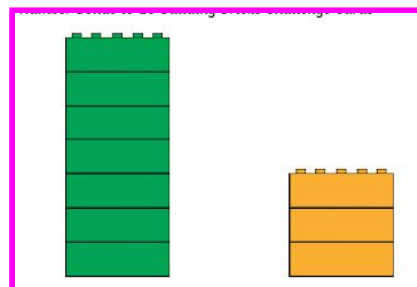
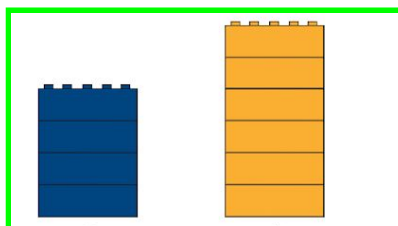
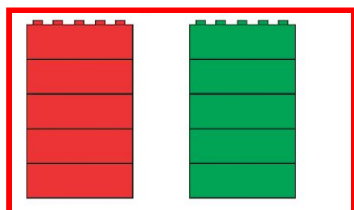
Explain to children that this week we will be learning about number bonds to 10. Tell children that number bonds are pairs of numbers that match up to a particular total, so we will be learning about the different ways we can make 10.

1. Watch the following videos to help you understand number bonds to 10.

- https://www.youtube.com/watch?v=C5vSGh3f_vE
- <https://www.youtube.com/watch?v=jJFbJxXYaLw>

2. Practise with your children finding the different ways to make 10, then write out the equations. For example: $0 + 10 = 10$, $1 + 9 = 10$ etc You could also do this in a more interactive and hands on way, by grouping toys, objects etc into the different ways to make 10 or 20.

3. Have a go at writing the number sentences:



Oak National Academy (Maths):

Oak National Academy is providing Maths lessons for Reception. While they do not follow the same themes we are focussing on in our school planning, feel free to browse their website for additional learning for your children. Each week, they have daily lessons. Have a look at some focused on adding:

Lesson 1: [Counting up to 15 objects and putting them in order \(Part 1\) \(thenational.academy\)](#)

Lesson 2: [Counting up to 15 objects and putting them in order \(Part 3\) \(thenational.academy\)](#)

Lesson 3: [Knowing one more than a number within 15 \(thenational.academy\)](#)

Lesson 4: [Counting up to 15 objects and putting them in order \(Part 2\) \(thenational.academy\)](#)

Spellings/PhonicsOur school phonics programme is Ruth Miskin's Read, Write Inc. They produce daily phonics lessons on their website - please check this link every day to see the latest session they have uploaded -

https://www.youtube.com/channel/UCo7fbLgY2oA_cFCIg9GdxtQ

Literacy

Learning Intentions- To write words.

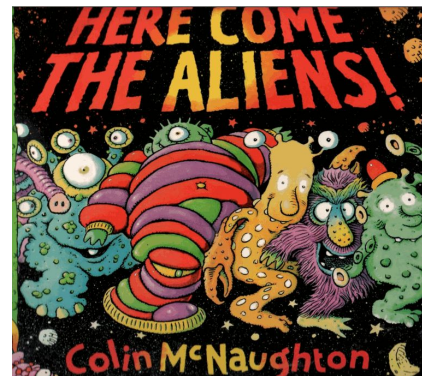
To write a sentence to describe our aliens.

Success Criteria:

I can...

- start on the left.
- start with a capital letter.
- use finger spaces.
- finish with a full stop.

1. [Here Come the Aliens Children s Books Read Aloud - YouTube](#) - Listen to the story 'Here Come the Aliens' and discuss who is in the story.
2. Have a look at some of the aliens in our story and have a go at describing the aliens (e.g: big, scary, green, orange etc)
3. Have a go at drawing your very own alien and then describe what your alien looks like.
4. Have a go at writing a sentence to describe your alien using sentence starters 'The alien is... /The alien has... Remember to use the success criteria to help you write your sentence!



*Remember to record work in H/W book and upload onto Google classroom.



Oak National Academy (Literacy):

Oak National Academy is providing literacy lessons for Reception. While they do not follow the same themes we are focussing on in our school planning, feel free to browse their website for additional learning for your children. Each week, they have daily lessons.

Lesson 1: [To role play feelings with speech \(thenational.academy\)](#)

Lesson 2: [To write simple sentences with an adjective \(thenational.academy\)](#)

Lesson 3: [To recycle a story by changing characters \(thenational.academy\)](#)

Lesson 4: [To step and speak the story \(thenational.academy\)](#)

Lesson 5: [To create a story with a familiar lesson learnt \(thenational.academy\)](#)

Topic

1. Have a go at making your very own alien mask.



2. Make your own playdough using this recipe:

- 2 cups of plain flour
- one cup of salt
- a tablespoon of oil
- a cup of water (add gradually)
- a couple of drops of food colouring (optional)
- teaspoon of cream of tartar (optional, but it will make it last longer)



Use the playdough to make an alien or have a go at making your own planet!

3. While we are at home, it can be difficult to find things to do with children to keep them active at home. Have a look at some easy ways to get your children moving.

[https://www.bbc.co.uk/cbeebies/grownups/fun-exercises-to-do-at-home-with-kids?xtor=ES-211-\[31660 PANUK SOT WK17 SNO Send2Website RET\]-20200428-\[cbeebies funexer cisestodoathomewithkids children\]](https://www.bbc.co.uk/cbeebies/grownups/fun-exercises-to-do-at-home-with-kids?xtor=ES-211-[31660 PANUK SOT WK17 SNO Send2Website RET]-20200428-[cbeebies funexer cisestodoathomewithkids children])

PE

1. Here are some suggestions for activities that can help keep your child active at home: YouTube (Just Dance Kids) -

<https://www.youtube.com/watch?v=52pdkAMDe4&t=29s>

PE With Joe Wicks - Follow PE With Joe on Youtube (every morning at 9am) -

<https://www.youtube.com/channel/UCAxW1XT0iEJo0TYIRfn6rYQ>

Music

Thames Music have provided us with pre-recorded videos every week. Join in with our specialist music teachers:

<https://towerhamlets.app.box.com/s/4affbjhdf56n32a5i8dgpi2yorply7lr/file/765847552418>

PSHE:

<https://classroom.thenational.academy/units/staying-safe-cd47> (staying safe)

Red Words Set 1 Red Words Set 1

I	the	my	you	said
your	are	be	of	no

How to help young children learn at home.

You can help your child to learn through the little things you do with them, for example:

- everyday conversations
- make-believe play
- games with numbers or letters
- reading together
- involving them in the things you are doing, such as household chores, and talking with them about it

Find ideas for new things you can try at [Hungry Little Minds](#).

You do not need to set separate time or plan complicated activities dedicated to learning. These activities can be built into everyday life and play.

You know your child best. Avoid forcing them into lengthy planned activities if they naturally respond better to a mix of shorter activities. This can stop them getting bored or frustrated and keep them active, interested and learning through things they enjoy.

For more information on supporting younger children to learn at home, please take a look at the Department for Education's official guidance notes:

https://www.gov.uk/guidance/help-children-aged-2-to-4-to-learn-at-home-during-coronavirus-covid-19?utm_source=d4aed7a4-ce4e-4aea-a281-51efb1d48070&utm_medium=email&utm_campaign=govuk-notifications&utm_content=daily