



Reach For The Stars

Reception Weekly Homework Week Beginning 25/1/21

You can send pictures of your work to receptioncrimson@osmani.towerhamlets.sch.uk or receptionfuchsia@osmani.towerhamlets.sch.uk

Samirah and Romena

Maths

Learning Intention: To subtract.

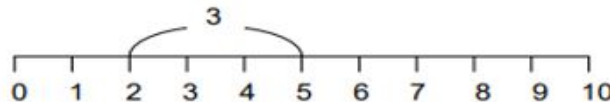
Success Criteria:

I can...

- say how many things are in a group
- say how many I will take away
- choose a strategy to use to solve the question: finger counting, number line, practical objects etc
- say how many are left
- write a number sentence: $_ - _ = _$

Talk to Children about subtraction. What is it, what does it mean? Show the children a group of random objects - it could be fruit, snacks, toys, anything. Then, count how many are altogether. Ask them, how many will be left if I take (choose a number) away? Then, model removing them and showing how many are left. Now, show them you can write down what happened. Write the equation for the subtraction you just did - eg $10 - 3 = 7$. Let the children find their own group of objects and let them go through the steps to solve subtraction questions.

EG. $5 - 3 = 2$



Activity:

1. Give your child some addition or subtraction problems to solve. They can use counting objects or their fingers to help them to begin with. To extend them, see if your children can use a number line to count on or back to solve the problems.
2. Use language of subtraction in everyday situations where possible. Eg when setting the table for meals, you could count how many plates you need, and subtract 1 each time a plate is placed.
3. Create a game where children need to work out answers to subtraction problems to find a code. This can enable them to receive a certain treat or privilege at home.
4. Work out some subtraction sums using a method they are comfortable with - objects, fingers, number line etc

Oak National Academy (Maths):

Oak National Academy is providing Maths lessons for Reception. While they do not follow the same themes we are focussing on in our school planning, feel free to browse their website for additional learning for your children. Each week, they have daily lessons. Have a look at some focused on adding:

Lesson 1:

<https://classroom.thenational.academy/lessons/describing-and-sorting-3d-shapes-6mtk2r>

Lesson 2:

<https://classroom.thenational.academy/lessons/exploring-the-characteristics-of-3d-shapes-cmtp4e>

Spellings/Phonics Our school phonics programme is Ruth Miskin's Read, Write Inc. They produce daily phonics lessons on their website - please check this link every day to see the latest session they have uploaded -

https://www.youtube.com/channel/UCo7fbLgY2oA_cFCIg9GdxtQ

Literacy

Learning Intentions- To write words.

To write a sentence about what we want to be when we grow up.

1. <https://www.youtube.com/watch?v=mhxSX-GZgso> - Listen to the story 'Astro Girl' and discuss who is in the story, the key events and see if you can find out the secret to why some of our pants go missing during a wash.
2. Now complete the follow up tasks over the week:

Mon: Chn to draw and colour in a picture of what they want to be when they grow up.

Tues: Chn to rewatch the job song

<https://www.youtube.com/watch?v=0M-K710RmZw> and continue/start the list of jobs mentioned.

Weds: Chn to go back to the drawing they did of what they want to be when they grow up. Adults to encourage chn to think of some skills or tasks they would do/need in the job. Chn and adults to work together to sound out words and write them e.g. Police- solving problems, Builder- Fixing things

Thurs/ Fri: Chn to have a go at writing a sentence of what they want to be when they grow up using sentence starter 'I want to be...'



*Remember to record work in H/W book and upload onto Google classroom.



Oak National Academy (Literacy):

Oak National Academy is providing literacy lessons for Reception. While they do not follow the same themes we are focussing on in our school planning, feel free to browse their website for additional learning for your children. Each week, they have daily lessons.

Lesson 1:

<https://classroom.thenational.academy/lessons/to-listen-to-and-join-in-with-a-story-cmw3gt>

Lesson 2:

<https://classroom.thenational.academy/lessons/to-map-and-speak-the-story-6mw32c>

Lesson 3: <https://classroom.thenational.academy/lessons/to-step-and-speak-the-story-6mvkat>

Lesson 4:

<https://classroom.thenational.academy/lessons/to-mime-the-moods-in-the-story-c5jpar>


Lesson 5:

<https://classroom.thenational.academy/lessons/to-dance-the-moods-in-the-story-69jp8c>


Topic

1. Have a go at making your very own solar system snow globe. Click the link below to see what you will need and the step by steps to help you make your very own solar system in a jar.

<https://www.redtedart.com/kids-crafts-snowglobes//>



2. Maybe you fancy creating your very own solar system on paper. Cut up some different sized potatoes in half and use paint to stamp out your very own solar system. Have a go at stamping out the following shapes too- star, triangles, square. **Remember** to ask the adult to help you cut out the shape you want.



PE

1. Here are some suggestions for activities that can help keep your child active at home: YouTube (Just Dance Kids) -

<https://www.youtube.com/watch?v=52pdktAMDe4&t=29s>

PE With Joe Wicks - Follow PE With Joe on Youtube (every morning at 9am) -

<https://www.youtube.com/channel/UCAxW1XT0iEJo0TYIRfn6rYQ>

Music

Thames Music have provided us with pre-recorded videos every week. Join in with our specialist music teachers:

<https://towerhamlets.app.box.com/s/4affbjhdf56n32a5i8dgpi2yorply7lr/file/765847552418>

Red Words Set 1 Red Words Set 1

I	the	my	you	said
your	are	be	of	no

How to help young children learn at home.

You can help your child to learn through the little things you do with them, for example:

- everyday conversations
- make-believe play
- games with numbers or letters
- reading together
- involving them in the things you are doing, such as household chores, and talking with them about it

Find ideas for new things you can try at [Hungry Little Minds](#).

You do not need to set separate time or plan complicated activities dedicated to learning. These activities can be built into everyday life and play.

You know your child best. Avoid forcing them into lengthy planned activities if they naturally respond better to a mix of shorter activities. This can stop them getting bored or frustrated and keep them active, interested and learning through things they enjoy.

For more information on supporting younger children to learn at home, please take a look at the Department for Education's official guidance notes:

https://www.gov.uk/guidance/help-children-aged-2-to-4-to-learn-at-home-during-coronavirus-covid-19?utm_source=d4aed7a4-ce4e-4aea-a281-51efb1d48070&utm_medium=email&utm_campaign=govuk-notifications&utm_content=daily