



## **Nursery Weekly Homework Week Beginning 17.5.21**

Hello Everyone!

This week we are going to be talking about Superheroes and their powers. Who is your favourite superhero and why?

The Nursery Team

**PE-** exercise is very important so we encourage you to engage in some form of physical activity. This could be a video on youtube or a walk in your local area.

Let's be Superheroes - <https://www.youtube.com/watch?v=Py4fhsx3Ct4>


### **Maths**

Our maths focus this week will be **sequencing our day**.

**Key vocabulary** - morning, afternoon, night time, breakfast, bedtime, story time

**Monday** - Listen to and sing number songs together. Practise writing numbers 1 - 10

**Tuesday** - Talk about your daily routines. What you do in the morning, in the daytime and at night. Work through this presentation with your child. Encourage them to speak in full sentences when responding to the questions.



**Wednesday** - Today have a look at the morning and night time activities. If you can, print out the pictures and have a go at the activity. If not you can simply discuss with your child when they do each activity - When Day and Night

**Thursday** - As part of our Spanish lessons we have been learning how to talk about different times of the day. Join us by listening to this song -

<https://www.youtube.com/watch?v=kdDu8pFbnRc> Do you remember how to say good morning, good afternoon and good night in Spanish?

**Friday** - create your own routines timetable. We have included some images that you can print off and use. Place this in your child's bedroom or somewhere they can easily refer to it.

### **Extra activities**

1. continue practising number formation.
2. play Simon Says and ask your child to go under, in, between objects.

3. Ask your child lots of when questions so that they can begin to think about the times they would like to do something.

### Daily Phonics

This week we will be recapping the sounds 'c' -

Practise saying the sound - <https://schools.ruthmiskin.com/training/view/WrP852Jn/Wdd2TqZF>

Practise writing the sound - <https://schools.ruthmiskin.com/training/view/QSHKsSjE/nPvniWv6>

Practise fred talking the sound - <https://schools.ruthmiskin.com/training/view/7lHMJwdy/hba6RtWl>

Have a go at doing these activities;

1. Write the sound both large and small scale.
2. Sort objects by their initial sounds. Use objects that start with b and some other sounds. You can add objects that start with neither sound as an added challenge.
3. Play Fred's Table - <https://schools.ruthmiskin.com/training/view/NX0bgidW/S8rY0jPc>

### Literacy

Our **learning intention will be to**. You can do these activities over the course of the week.

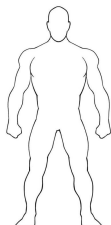
**Key vocab:**

**Sentence starter -**


**Mon** - Have a class discussion about what Superheroes children know. Introduce the book for the lesson and read 'Super Ben' with all the children in class.

[Super Ben book.pptx](#)


**Tuesday** - Recap yesterday's lesson on the book. Talk about what Superheroes wear and children get to design their own Superheroes. Talk about specific clothes or props children wear (mask, pants, boots, cape)



**Wed** - Now that we have thought about what Superheroes wear and children got a chance to design their own Superheroes. Children get a chance to draw their own superheroes. Think about questions like: What is Super Ben wearing? What do Superheroes wear? Use the Super Ben book to support children draw on paper. Children get to colour in their drawing at the end!



**Thurs** - Today children get a chance to think about superhero powers! We will have a class discussion about all the different types of superheroes and children get a chance to add a superhero power for their own superhero.



**Friday** - let's role play! Now that we have thought about our Superheroes and their powers, collect some items from around your home that you can use to role play being that superhero. Have fun!

Topic


**Creative** - can you create a city for your superhero to live in. What kind of buildings will you have? What will you use to make your city.

**Understanding the World** - In class we will be exploring the use of technology. What type of technology do you have at home? What are they used for? Use a camera to take pictures of the different types of technology in your home.

**PSHE** - did you know we have superpowers too? Read this story together. Can you think of what your on superpower is? - [https://www.youtube.com/watch?v=6P-Y\\_M9q7RM](https://www.youtube.com/watch?v=6P-Y_M9q7RM)

### Sensory play

1. Use jelly, gel or water beads to create your own world for Aquaman.
2. Make a superhero themed lava lamp. [https://www.youtube.com/watch?v=\\_eA67rfLaL4](https://www.youtube.com/watch?v=_eA67rfLaL4)
3. Create a safe space for your child to try out all their best superhero moves.



You can send pictures of your work to [nursery@osmani.towerhamlets.sch.uk](mailto:nursery@osmani.towerhamlets.sch.uk) or post them in our google classroom.