

## Year 6 Weekly Homework Week Beginning 10.5.21

**Rights Respecting Articles: Article 3** - *The best interests of the child must be a top priority in all decisions and actions that affect children*

*Global Goal 4- Good Health & Wellbeing*

### MATHS

Maths - Number Train

<https://www.scottle.edu.au/ec/viewing/L2317/index.html>

Double and halving

<https://classroom.thenational.academy/units/doubling-and-halving-7730>

### LITERACY

**Spelling**

from head to toe I am what

**Literacy Daily Lessons**

Practice mark making. Continue to write your name independently. Practice letters of the alphabet.

HFW game <https://www.starfall.com/h/word-machines/>

<https://classroom.thenational.academy/units/foxs-sack-1d54>

**Lessons 6-10**

**Reading - select a book of your choice**

<https://www.purplemash.com/sch/osmani>

<https://stories.audible.com/discovery>

**Geography- The Olympics**  
**Japanese Sushi**

**Tesco Sushi Rice 500G £1.70**



### Cooking Instructions

Hob

Instructions: Place 250 g of sushi rice in a bowl and wash with cold water.

Repeat 3 or 4 times and drain in a sieve.

Add 330 ml of water and the washed rice into a heavy pan, bring to boil and simmer for 10 minutes with lid on.

Turn off the heat and leave to stand for 15-20 minutes with the lid on.

Roll once cooked and cooled into small balls.

## Life skills - washing up



Model the steps to washing up. Let the child observe and repeat what is happening in each step.

Discuss how you must wash up in a safe way?

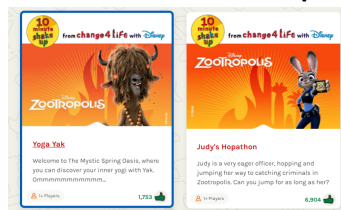
Use the sequencing cards for the child to order the steps that have just been modelled.

After that, the child follows the sequenced steps to wash a few dishes.

## PSHE: Community Heroes

<https://classroom.thenational.academy/units/circle-of-trust-da94>

## PE 10 minute shake up



Bring the dirty dishes to the sink.



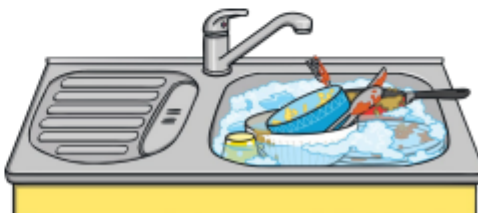
Start to fill the sink with hot water. Add a little cold water so that it is not too hot.



Add a small drop of washing-up liquid into the water.




Place the dirty dishes into the water, under the bubbles.



Dip a sponge or cloth in the soapy water and wash the dirty dishes.



Stack the clean dishes on the side of the sink to let the water drain off them.



Use a tea towel to dry the clean dishes.



Put all the clean dishes into the cupboard.

