



## **Nursery Weekly Homework Week Beginning 14.9.20**

Hello Everyone

Our learning this week will be very similar to last week. This week we will be focusing on the number song 5 Little Speckled Frogs. We hope you enjoy it!

The Nursery Team

**PE-** exercise is very important so we encourage you to engage in some form of physical activity. This could be a video on youtube or a walk in your local area.

### **Maths**

Our maths focus this week will be **learning a number song**.








**Monday** - sing [5 Little Speckled Frogs](#)

**Tuesday** - sing the song again. Encourage your child to join in and show the number of frogs on their fingers.

**Wednesday** - use the frog template to make your own puppets. Act out the song using the frogs. Ask your child to count how many frogs are left after each verse.

**Thursday** - **counting actions**. Ask your child to do a number of actions e.g. 3 jumps, 4 claps, 2 stamps etc.





### Daily Phonics

Sing some nursery rhymes with your child. You can make props and puppets together to make this even more engaging for your little one.

### Literacy



Our **learning intention will be to listen to a story.**

In school this week we are reading some familiar stories. We are supporting the children to listen to and join in with stories. If you have books available to you at home encourage your child to choose the book they like and to listen to you read it. Let them hold the book and have a go at turning the pages. Ask them questions about what they see in the pictures.

**Friday** - Join the ideas store for [Story Time Online](https://www.storytimeonline.co.uk/)

### Topic

**Creative** - Sing the song head, shoulders, knees and toes together. Can your child identify the different parts of their body?

**Personal Social Health Education** - Talk to your child about how they feel about starting Nursery. Write a list of things that they would like their teachers to know about them. You can decorate this and share it with us via our class email.

**Music** - Join Rebecca for some sensory sounds -  
<https://www.youtube.com/watch?v=MpcXAaHl8zY>

You can send pictures of your work to [nursery@osmani.towerhamlets.sch.uk](mailto:nursery@osmani.towerhamlets.sch.uk) or post them in our google classroom.

## Listening and Sound Games

**BBC Listening Skills** - a series of videos to support sound discrimination skills.

**Copy Cat** - clap out different rhythms at different speeds and ask your child to copy you.

**Soft or Loud?** - use instruments or other objects to make loud or soft/quiet noises. Ask your child if the sound they heard was quiet or loud.

**Simon Says** - give your child instructions e.g. Simon says clap your hands. If 'Simon says' they have to do the action if you just say the action without saying 'Simon says' they have to continue doing the previous action Simon said they should do.

**Musical statues** - when the music plays, you dance. When the music stops you have to freeze.

**Magical Sound Box** - Put different objects, such as keys, paper, beans in a bottle, etc., into a covered box, and then manipulate one of the objects asking a child to tell you what he or she heard. You might need to introduce the child to different objects and sounds before playing this game.

**What animal made that sound?** - Have your child sit with his or her back to you, or put a scarf over his or her eyes. Make different animal sounds and have your child guess what animal makes that sound. Another way of playing this game is to give your child two animal toys or pictures of animals, and then ask him or her to point to the animal that makes the particular sound.

**Phonics Bloom** - sound discrimination game.

Phonics bloom has lots of fantastic phonics activities that cater to a wide range of activities.

