



Reception Weekly Homework Week Beginning 12/10/20

If your child wishes to share their work with the class, they will be given the opportunity to do so at some point.

Samirah and Romena

Maths

This week are focus is on capacity

Starter Activities (counting songs)

1. Nursery rhymes that you can sing:

- 5 Little Monkeys
- 5 Currant Buns
- 5 Green Bottles

Can you think of any more?

2. Explain to children that this week we will be learning about 2D shapes. Explain to children what 2D shapes are - flat, sides, corners etc. Show children shapes - square, triangle, circle, rectangle, hexagon. odel talking about shapes placed on the flip chart. This shape has ... corners/sides.









3. Watch the shapes song video on youtube.

<https://www.youtube.com/watch?v=pfRuLS-Vnjs>

Reinforce the number of sides and corners of each of the

shapes.

4. What shapes can you see around you? Look around the learning environment and identify shapes you can see. How many of each shape have you seen? Make a tally.

Shapes Around Us Survey	
Use tally marks to record the shapes you see.	
	
	
	
	
	
	
	
	

Oak National Academy (Maths):

Oak National Academy is providing Maths lessons for Reception. While they do not follow the same themes we are focussing on in our school planning, feel free to browse their website for additional learning for your children. Each week, they have daily lessons.

Monday:

<https://classroom.thenational.academy/lessons/count-one-two-and-three-objects-reliably-6wu3ac>

Tuesday:

<https://classroom.thenational.academy/lessons/count-one-two-and-three-reliably-using-abstract-materials-6ru38c>

Wednesday:

<https://classroom.thenational.academy/lessons/to-estimate-a-number-of-objects-and-check-by-counting-within-three-75j36e>

Thursday:

<https://classroom.thenational.academy/lessons/count-one-two-and-three-objects-reliably-and-create-representations-for-each-number-69j66r>

Friday:

<https://classroom.thenational.academy/lessons/consolidation-of-pattern-and-early-number-69k64t>

Spellings/Phonics Our school phonics programme is Ruth Miskin's Read, Write Inc. They produce daily phonics lessons on their website - please check this link every day to see the latest session they have uploaded -

https://www.youtube.com/channel/UCo7fbLgY2oA_cFCIg9GdxtQ

Literacy

Learning Intentions- To create our very own story endings.

The Three Billy Goats Gruff: <https://www.youtube.com/watch?v=xnxWzB-ba7c>

Listen to the story The Three Billy Goats Gruff up to the point where the big billy goat goes on the bridge. Talk about the characters in the story and how they might be feeling when they see the troll. Tell children that this week we will be coming up with our very own endings for the three billy goats gruff story. Suggest possible ways the story could end e.g. Big goat gets scared and runs away, the troll realises his been mean and lets the goat go past etc. Get children to draw the end on a story map.

1. Draw 2 possible endings for our story the 3 billy goats gruff.



Oak National Academy (Literacy):

Oak National Academy is providing literacy lessons for Reception. While they do not follow the same themes we are focussing on in our school planning, feel free to browse their website for additional learning for your children. Each week, they have daily lessons.

Monday:

<https://classroom.thenational.academy/lessons/to-recycle-the-story-of-the-little-red-hen-and-change-the-ending-6tk3ae>

Tuesday:

<https://classroom.thenational.academy/lessons/to-join-in-with-a-telling-of-a-recycled-story-6xjk6t>

Wednesday:

<https://classroom.thenational.academy/lessons/to-step-a-recycled-story-and-develop-character-c4t6ad>

Thursday:

<https://classroom.thenational.academy/lessons/to-re-enact-a-recycled-story-focusing-on-character-crv62t>

Friday:

<https://classroom.thenational.academy/lessons/to-independently-tell-a-recycled-story-and-compare-characters-70r3gc>

Topic

1. Use old boxes and other recyclable materials around the house to make a strong bridge.



2. Draw and colour in their own troll mask and use the mask to play the role of the troll and act out the story.



How to help young children learn at home.

You can help your child to learn through the little things you do with them, for example:

- everyday conversations
- make-believe play
- games with numbers or letters
- reading together
- involving them in the things you are doing, such as household chores, and talking with them about it

Find ideas for new things you can try at [Hungry Little Minds](#).

You do not need to set separate time or plan complicated activities dedicated to learning. These activities can be built into everyday life and play.

You know your child best. Avoid forcing them into lengthy planned activities if they naturally respond better to a mix of shorter activities. This can stop them getting bored or frustrated and keep them active, interested and learning through things they enjoy.

For more information on supporting younger children to learn at home, please take a look at the Department for Education's official guidance notes:

https://www.gov.uk/guidance/help-children-aged-2-to-4-to-learn-at-home-during-coronavirus-covid-19?utm_source=d4aed7a4-ce4e-4aea-a281-51efb1d48070&utm_medium=email&utm_campaign=govuk-notifications&utm_content=daily